

Overview - Public Entities Quarterly Reporting

Approved receipts

37,5

54,8%

Approved spending

28,0

65,9%

Surplus/(deficit)

9,5

- ☐ R billion
- ☒ R million
- ☐ R thousand

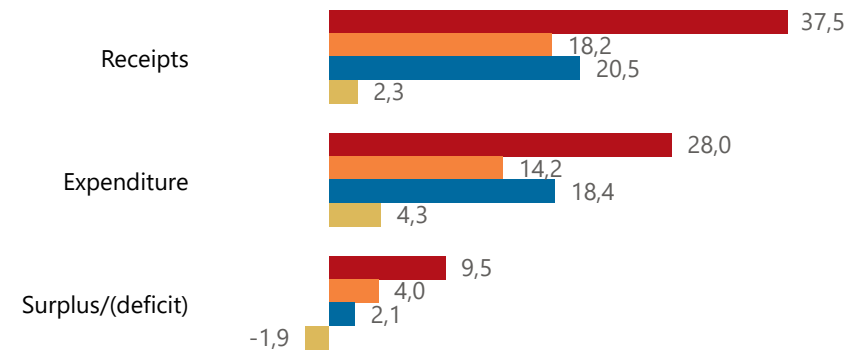


national treasury

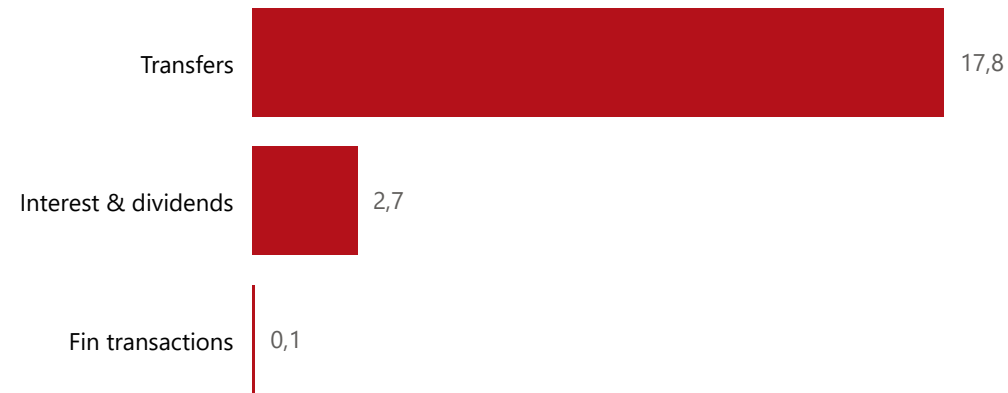
Department:
National Treasury
REPUBLIC OF SOUTH AFRICA

Consolidation

● Approved ● Forecast ● YTD ● Variance



Composition of receipts



Quarter

2

Cluster

Education and related

Department

Sport, Arts and Culture

Entity

Nelson Mandela National Museum

Composition of spending



Functional grouping



Spending by PFMA schedule



Public Entities Receipts

Approved sales of G&S

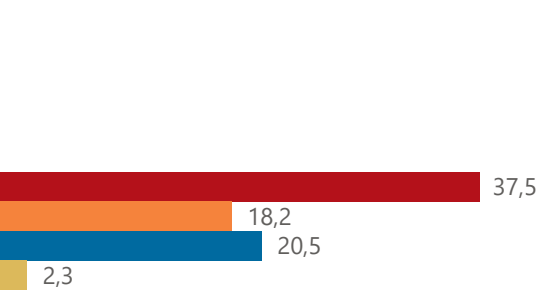
(Blank) (Blank)

Approved transfers

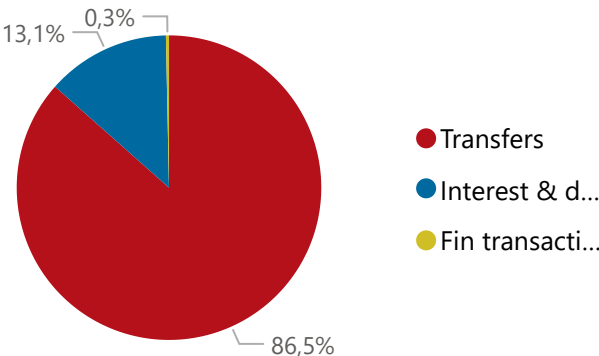
35,1 50,6%

Actual vs Forecast

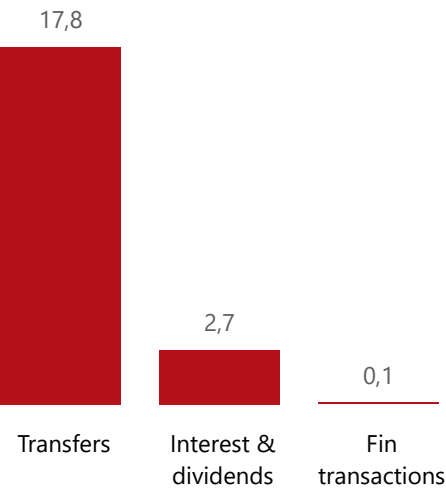
● Approved ● Forecast ● YTD ● Variance



Composition of receipts



Top 5 Receipts



Quarter

2

Cluster

Education and related

Department

Sport, Arts and Culture

Entity

Nelson Mandela National Museum

Top 5 Transfers



Departme... transfers

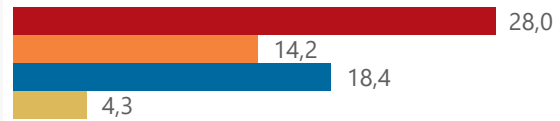
Receipts

Level 3	Approved	YTD	% YTD
Transfers	35,1	17,8	86,5%
Interest & dividends	0,5	2,7	13,1%
Fin transactions	1,9	0,1	0,3%
Total	37,5	20,5	100,0%

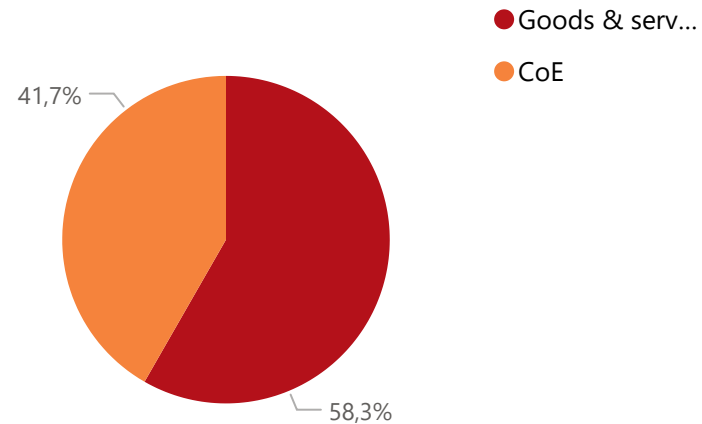
Top 10 Entities



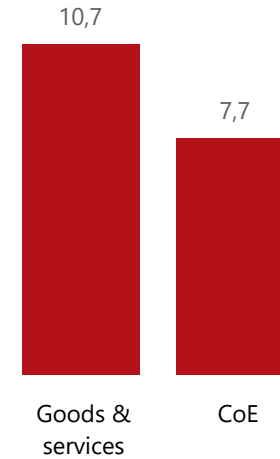
54,8%



Composition of spending



Top 5 Goods & services



Capital assets

Spending

Level 3	Approved	YTD	% YTD
+ Goods & services	10,5	10,7	58,3%
+ CoE	17,5	7,7	41,7%
Total	28,0	18,4	100,0%

☐ R billion

☒ R million

☐ R thousand



national treasury

Department:
National Treasury
REPUBLIC OF SOUTH AFRICA

Quarter

2

Cluster

Education and related

Department

Sport, Arts and Culture

Entity

Nelson Mandela National Museum

Top 10 Entities

Nelson Mandela National Museum

18,4